

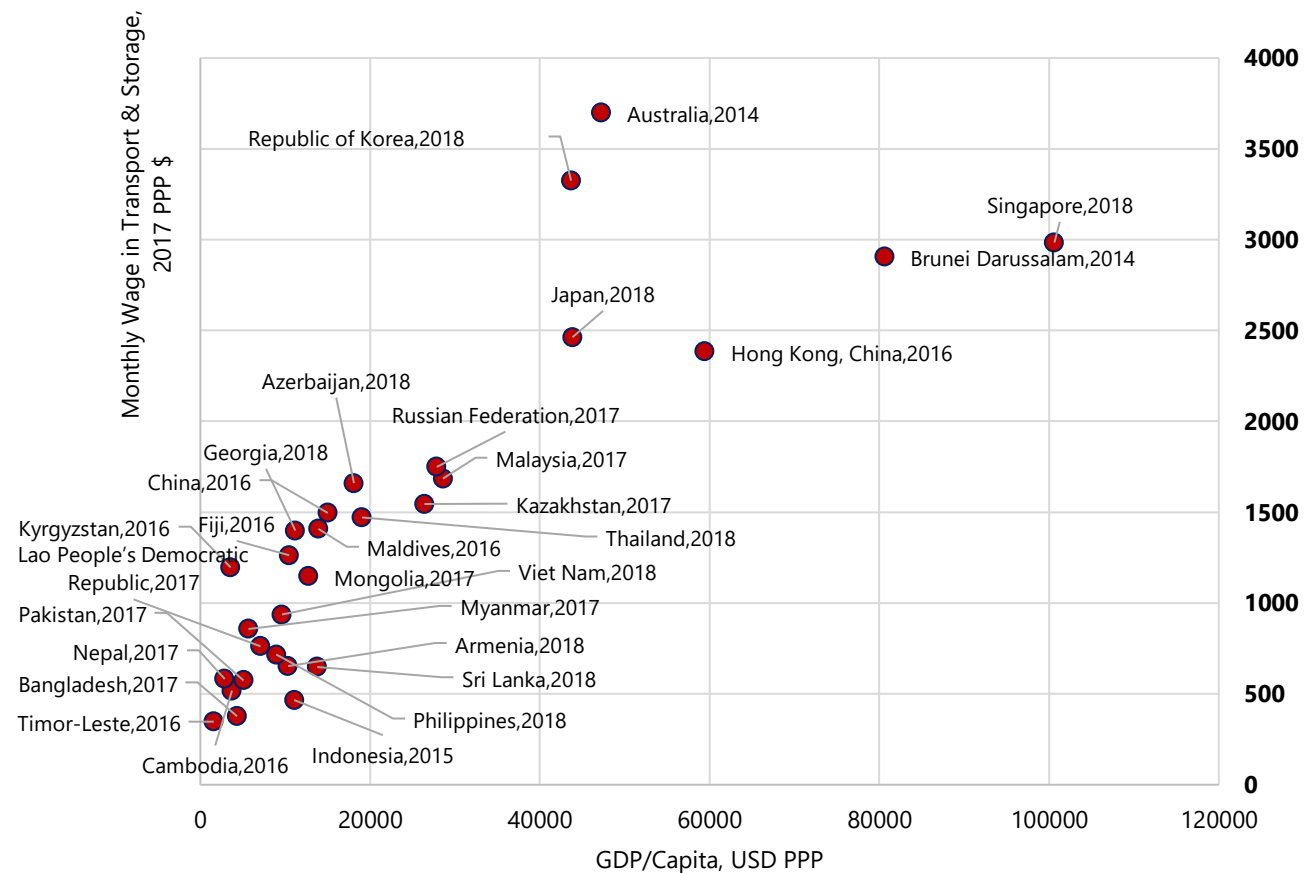
Asian Transport Outlook (ATO)

How much is the average wage rate in the transport sector?

The average wage in the transport and storage industry¹ over the last five years was about 1350 (USD, 2017 PPP). The highest transport and storage sector monthly wages are in Australia, the Republic of Korea, Singapore, Brunei Darussalam and Japan (Fig. 1). Over the last decade, the average monthly salary has increased at an annual rate of 4.6%², with high average wage growth in Cambodia, Myanmar and Sri Lanka and a marginal decrease in Singapore, Lao PDR and Bangladesh.

However, on average, the monthly wage rate in the transport and storage sector is about 300 USD lower than the national average.

Figure 1: Monthly Wages in the Transport Sector



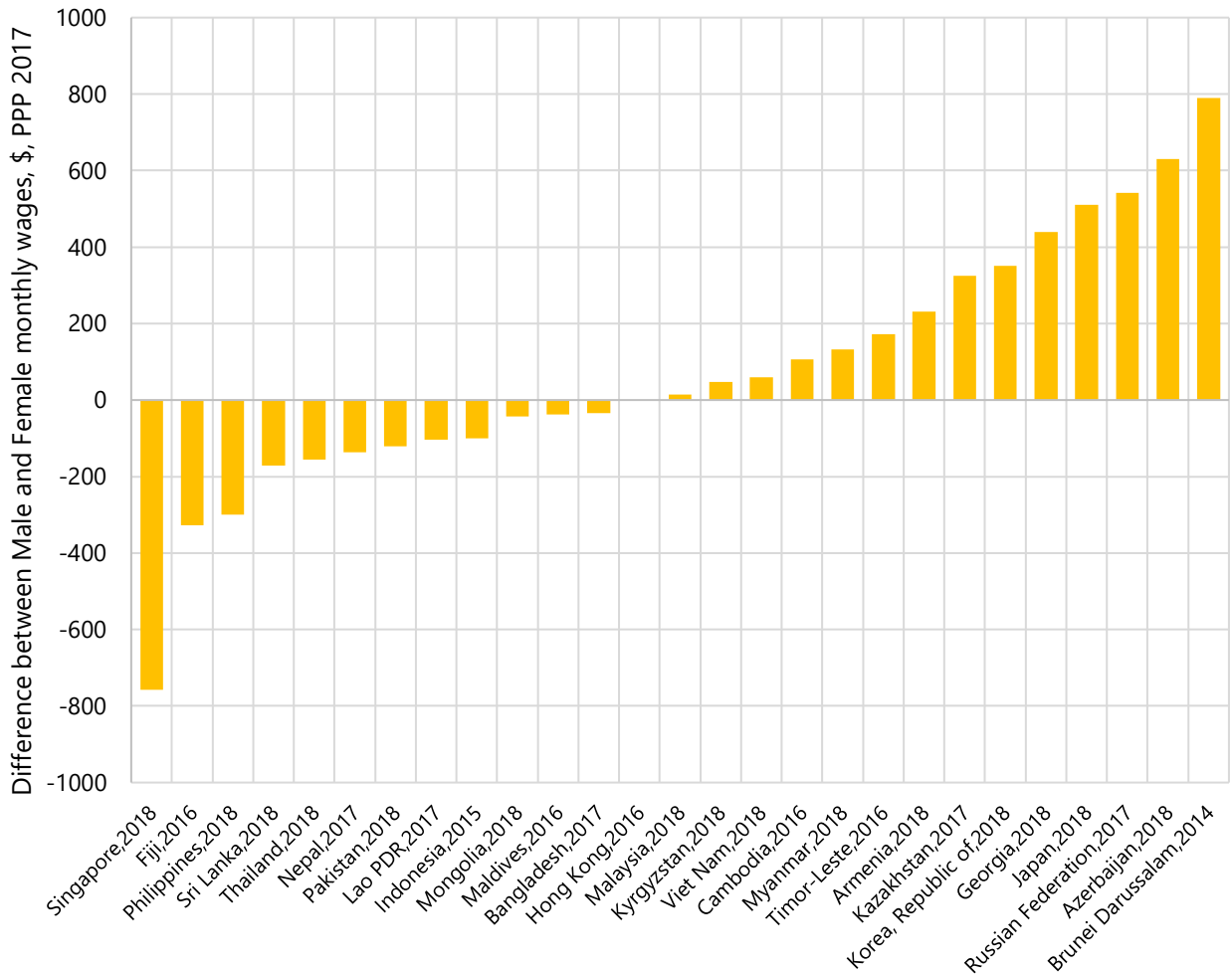
Source: ILO, <https://ilostat ilo.org/topics/wages/>
 ADB Data Used: 'SEC-SEG-001, SEC-SEG-017

¹ It includes a small sub-set of the total transport sector and completely neglects the informal employment. There is complete lack of reliable and up-to-date data on the livelihoods of transport workers in the informal economy.

² Average global inflation was about 2.7% in 2010 to 2019

On average, the ILO estimates that women continue to be paid about 20% less than men across the world³. In the ATO economies, while female participation in the transport industry is low; the wage disparity is almost gender-neutral (Fig. 2). In 47% of economies, women are paid marginally higher than men in the transport and storage industry.

Figure 2: Difference between Male and Female Monthly Wages in the Transport Sector

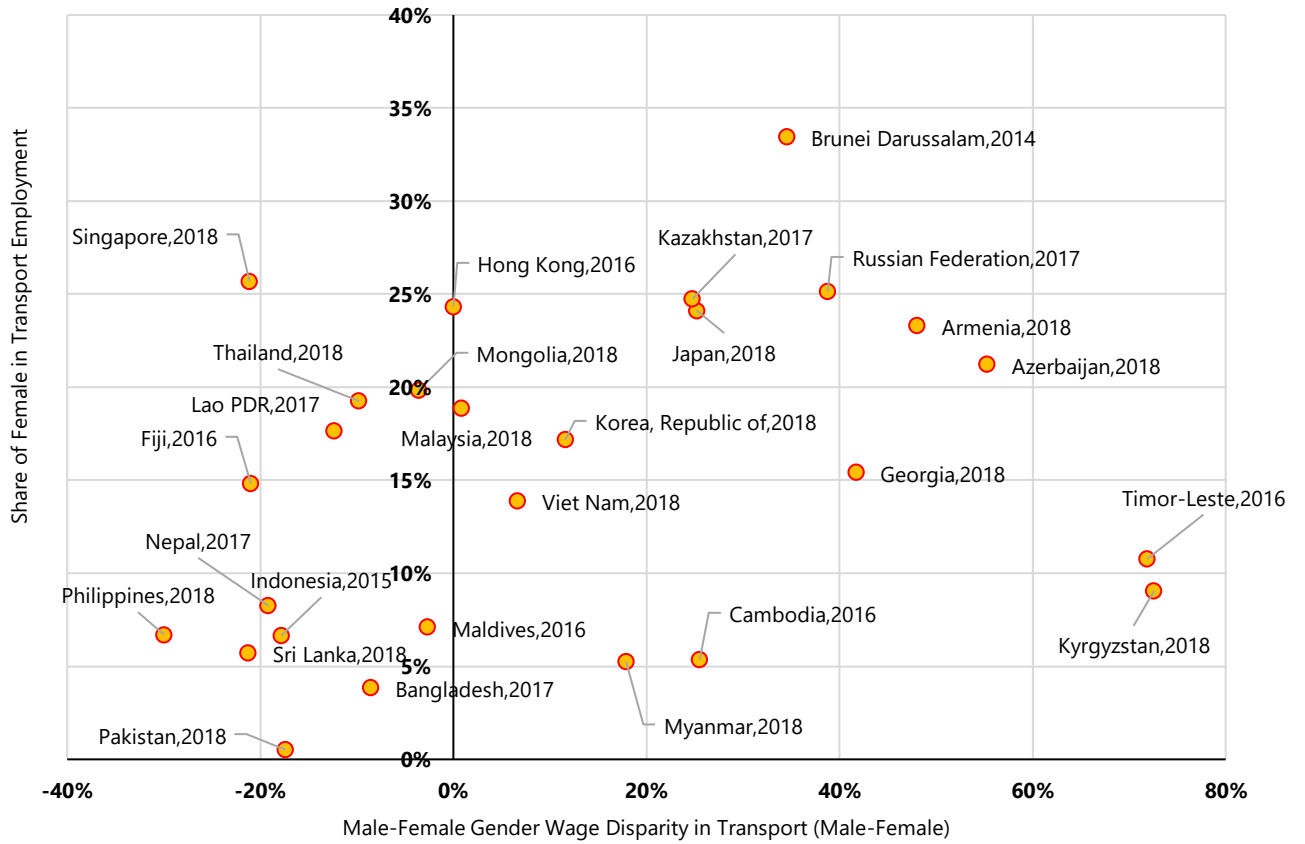


Source: ILO, <https://ilostat ilo.org/topics/wages/>
 ATO Data Used - 'SEC-TRE-014(1), SEC-SEG-017

Further, there is no correlation between wage disparity and women employed in the transport sector, indicating that average wage disparity is not a significant barrier within the transport sector (Fig. 3).

³ https://www ilo.org/wcmsp5/groups/public/---ed_dialogue/---act_emp/documents/publication/wcms_735949.pdf

Figure 3: Share of Female Employment in the Transport Sector and Male-Female Gender Wage Disparity in Transport Sector



Source: ILO, <https://ilostat.ilo.org/topics/wages/>
 ATO Data Used: SEC-TRE-014(1), SEC-SEG-017